




macARULLA

05

ENG



PIERO AND THE PITAVOLA  
QUEEN

▷ Andorra

# PIERO AND THE PITAVOLA QUEEN



## HOW TO GET THERE.

Collet dels Colls path  
Car park Prat de Vilella  
Access from the Ral to Santa Bàrbara path  
AD300 Ordino



## COORDINATES

① 42.555563, 1.529066  
P 42.555811, 1.531666

Difficult

2.07 km

103 m

1 hour 30 minutes



Route not accessible with baby stroller.



Farming area, always follow the signed path. Do not enter private areas.



Wear proper hiking shoes.



Bring plenty of food and water.



Make sure you take your rubbish with you.



Check the weather forecast before setting off.



Respect the animals: do not approach them or give them food.



Respect everything you find on the route. Don't pull up or damage anything.



Respect the plants on the route. Don't pick them or harm the surroundings.



Don't light fires.



The route is not suitable for people with reduced mobility.



Keep an eye on your children at all times, especially those under 3.



## THE PITAVOLA QUEEN

Today we are in one of the places where the Pitavolas live, creatures you know as butterflies.

Piero is a Pitavola but doesn't know it yet... He is a small caterpillar that dreams of one day becoming a butterfly, to fly among the plants and flowers in the valley.

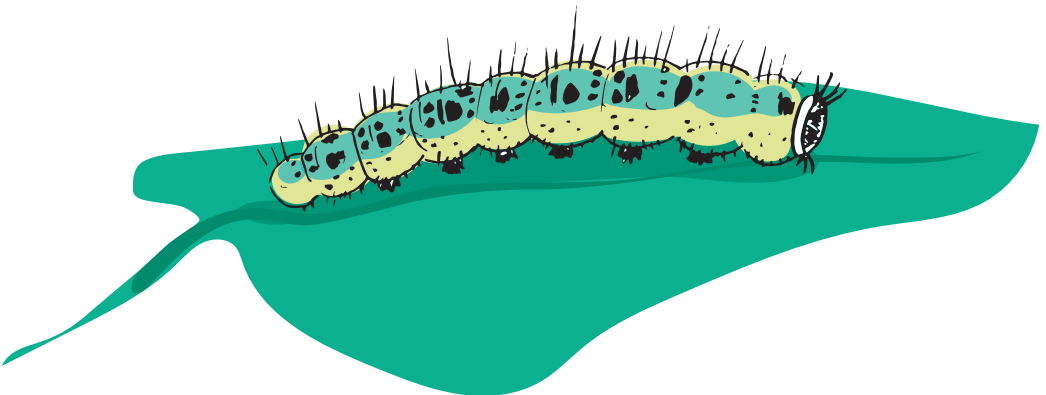
To make his dream come true, he has to find the Pitavola Queen, because only she can transform caterpillars into beautiful butterflies.

The Queen and the Pitavolas make a good team, and they have a very important mission: to make the prettiest plants and flowers in the gardens, paths, meadows and woods grow and help care for nature in Andorra.

How about you? Feel like becoming a Pitavola?

**Help Piero become a butterfly!**

**Follow the path to find the Pitavola Queen...**



# PITAVOLA, WHAT A BEAUTIFUL WORD!

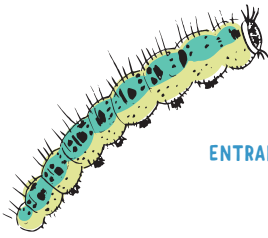
In Andorra, it's what we call butterflies.

They say that, some time ago, when children from these villages saw a butterfly resting on a flower, they would shout out playfully: "Petita, vola!", which means "Fly, little one!"




USE A PEN OR PENCIL

Help Piero find the Pitavola Queen.  
Follow the path through the maze to reach her.



ENTRANCE →



## FUN FACT

In Andorra there are 154 species of butterfly and most of them live in open spaces in the valleys and mountains.



## PIERO'S METAMORPHOSIS

Look at the mural. It shows metamorphosis, one of the phases of a Pitavola's life cycle. Like you, they are born, grow and become unique adults in the world, thanks to the help of the Pitavola Queen.


For Piero to do this, he will have to say the magic word.

**Can you find it?**



### LOOK AROUND YOU

*Look at the wall... Can you see the Pitavola Queen? Follow her flight to discover the word that will turn Piero into a Pitavola. Note the order or letters you find in the mural. If one is missing, maybe you need to follow the path...*



*Solution:*

MACARULLA

# the life cycle of the PITAVOLAS

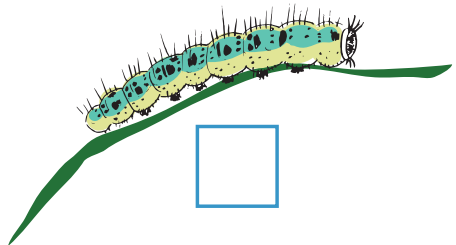
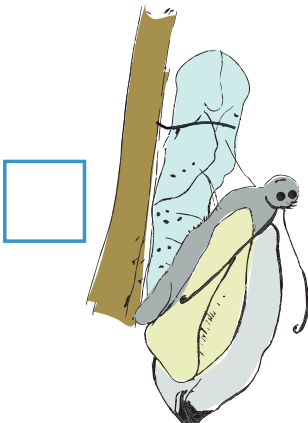

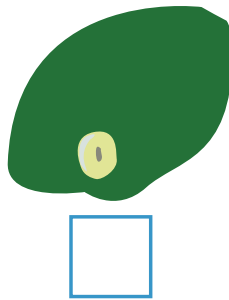
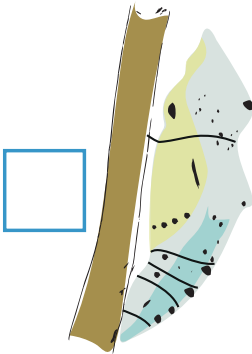
Have you found the word that will change Piero's fate?  
Say it out loud!

That's it! Piero was born as a caterpillar from an egg hidden among cabbage leaves, vegetables and other plants in vegetable gardens, which he will feed on to grow big and strong. He will use a leaf or a branch to build a safe, strong shelter known as a chrysalis or cocoon.

He'll live there for a few weeks. This is where his metamorphosis will take place: his body will change and he'll grow wings, antennae, eyes and legs.

 USE A PEN OR PENCIL

Now you know his life cycle, order the stages from 1 to 5.



*Solution:*

1- EGG, 2 - CATERPILLAR, 3- CHRYSALIS, 4- EMERGENCE, 5- ADULT BUTTERFLY.



# FROM CATERPILLAR to BUTTERFLY

When his body has taken shape, Piero unfolds his wings to leave the shelter and make his first flight.


Yes, because now he's a Pitavola!

**What colour are his wings?**



## LOOK AROUND YOU

*Look at the mural. The wind has mixed up Piero's body.  
Solve the puzzle and give him the right shape so he can make his first flight!*



## FUN FACT

Piero (*Pieris Brassicae*) is a very common species that lives in vegetable gardens, fields and meadows in the Pyrenees. He's very easy to recognise by his white wings with black patches.

# 3

## THE SEARCH FOR FLOWERS

Two fields of flowers are hiding in front of you. Can you see them? Look for them!

Flowers are very important for Pitavolas because they feed on the nectar, to get the energy they need to fly and reproduce. They have a long, thin tongue called a proboscis which lets them suck up the food.

What might nectar taste like? If he visits so many types of flowers, do you think Piero will taste different flavours?



### LOOK AROUND YOU

Look at the flowers: Do you know which is which? Match the butterfly with the corresponding flower.



Large white  
*Pieris brassicae*



Small tortoiseshell  
*Aglais urticae*



Old World swallowtail  
*Papilio machaon*



Common blue  
*Polyommatus icarus*



Iberian marbled white  
*Melanargia lachesis*



Common brimstone  
*Gonepteryx rhamni*

Common nettle  
*Urtica dioica*



Umbellifers  
*Umbelliferae*



Alpine buckthorn  
*Rhamnus alpina*



Cabbages  
*Brassica*



Red clover  
*Trifolium pratense*



Fescue  
*Festuca*



### FUN FACT

They have two very long antennae to smell the plants and flowers they visit. Their eyes can detect the shapes and colours in the petals, which we can't see.





# PITAVOLAS that CARE FOR NATURE

When landing on a flower, butterflies take the pollen with them on their legs and release it onto other flowers they visit. Although they don't know it, they are actually pollinating the flowers, completing their life cycle by producing fruit and seeds which will grow into new plants. We will have more flowers around the world thanks to the Pitavolas!

Now Piero has a very important task! Help him put the pollen in the flowers you see. Look for macarullas around you and try to hit the holes in each flower.



**Who'll pollinate the most flowers?**



USE A PEN OR PENCIL

*The Pitavolas are scared, they can't find any flowers to feed on.  
Help them! Draw a flower under each butterfly.*





# BE A PITAVOLA FOR A DAY

If you want to join Piero and the Pitavola Queen on their mission, you must first become a butterfly.

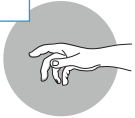
Get into your chrysalis, going through a maze for your metamorphosis to take place. But you'll have to be very careful when crossing the maze, as there are seven hazards you have to avoid in your life as a butterfly.

**Are you ready?  
Good luck caterpillars!**



## LOOK AROUND YOU

*Approach the giant chrysalis and enter!  
Look at the structure as you pass and identify the seven hazards  
which butterflies have to survive. Write them down.*



*Solution:*

GETTING CAUGHT, BIRDS, FIRE, BUILDINGS, SPIDERS, SMALL ANIMALS AND INSECTS



# the transforming MIRROR

Congratulations, you've successfully gone through the metamorphosis! Now look in the mirror together and see your transformation. Stand in front of the mirror and choose one of your companions. One in front of the other, try to match up your profiles.

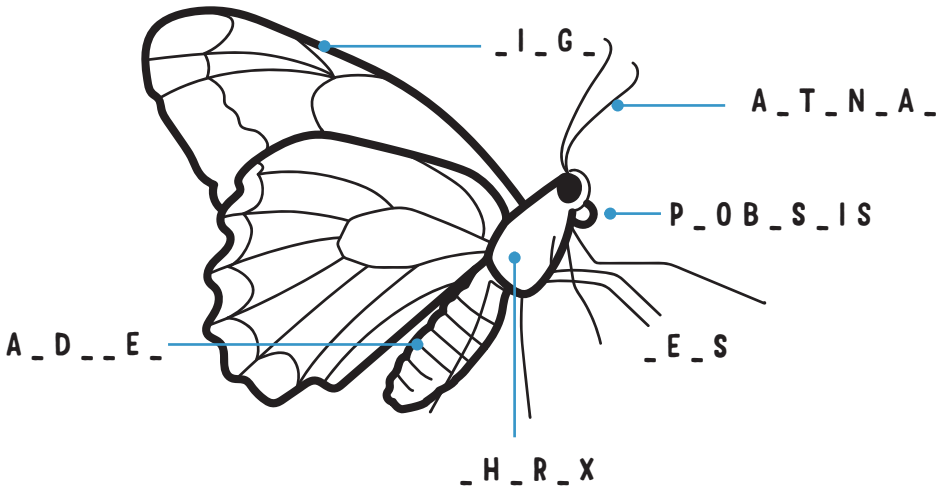


Can you see them? Wow, what fun!



USE A PEN OR PENCIL

*The wind has rubbed out some of the letters in the drawing, and now we don't know what the Pitavola's body parts are called. Can you complete each word?*



## FUN FACT

Butterflies are invertebrate insects, which means they don't have a single bone or skeleton! They are considered insects because they have six legs.

*Solution:*

THORAX, WINGS, ANTENNAE, ABDOMEN, PROBOSCIS AND LEGS



## PIERO'S COMPANIONS

The Queen's Pitavola helpers are the butterflies humans can most easily find in Andorra. You can find them in forest clearings, meadows, fields and paths like the one you're on.

They prefer open spaces, so they can bask in the sun to be active and fly. They can often be seen sunbathing.



### LOOK AROUND YOU

Approach the forest and look at the trees, you'll find six butterflies protected by the Pitavola Queen. Discover the butterflies that often fly in these meadows. Can you tell which chrysalis belongs to each butterfly?



Large white  
*Pieris brassicae*



Old World swallowtail  
*Papilio machaon*



Iberian marbled white  
*Melanargia lachesis*



Common brimstone  
*Gonepteryx rhamni*



Small tortoiseshell  
*Aglais urticae*




Common blue  
*Polyommatus icarus*



### FUN FACT

Butterflies' wings act as heat diffusers when it gets hot and heat accumulators when it gets cold. They are very sensitive to changes in the weather.



## WINGS OF A THOUSAND COLOURS

Hey, something's happened to your wings. They've lost their colour!

Maybe the Pitavola Queen can use her magic to help you choose some colourful wings so you can fly.



### LOOK AROUND YOU

*Look closely! Choose two primary colours, follow by climbing the wall and mix the colours in your imagination. At the end of the chosen path, you'll find the secondary colour for your wings.*

*Following the colour sequences you discovered while climbing, what colour will they be?*

	+		=		
	+		=		
	+		=		

*Solution:*

GREEN, ORANGE, PURPLE



Try Piero's and the Pitavola Queen's wings; with them you can fly and protect yourselves from predators, thanks to the multi-coloured scales.

## Put YOUR WINGS ON!

Some butterflies are able to imitate the colours around them. You would never have thought so, would you?

It means they can go unnoticed.



### FUN FACT


In some species of butterflies, the males and females are distinguished by shape, colour, size and behaviour.



### USE A PEN OR PENCIL

Look at the two pictures and find the seven differences.





## THE BUTTERFLY EFFECT


They say that the flap of a butterfly's wings can cause a hurricane on the other side of the world. This means that small actions we do can bring about big changes in the future.

The Pitavola Queen has left a giant fan to teach Piero how to control the wind with his wings before he becomes an adult and makes his first flight.



### LOOK AROUND YOU

*Approach the fan and operate the handle to create gusts of wind.  
With the help of an adult, stand in front of it and close your eyes.  
How would you move your wings to fly?  
Draw the wings of Piero flying ahead like you...*





Piero is now ready to take off on this first flight.

## the first flight

A unique experience that will free him and prepare him for his adult life as a Pitavola.

**Are you ready to fly too?**




### LOOK AROUND YOU

*Approach the runway and choose one of the butterflies.  
Move them to the top of the runway and let them go.  
Which butterfly will come in first? Ready, steady... go!*



#### FUN FACT

The painted lady (*Vanessa cardui*) is one of our most distant travellers. Each year it covers over 10,000 km between Africa and Europe. In Andorra, we see it on its journey north in the spring and south at the end of the summer.



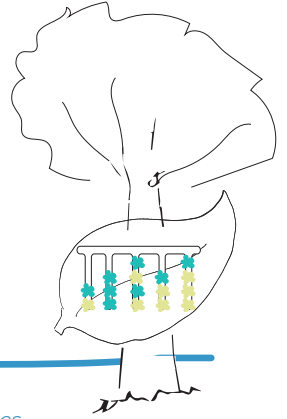




# FROM FLOWER TO FLOWER



Congratulations, you've learned how to fly!  
Join Piero and the Pitavola Queen in their task.

But before leaving, test your skill  
by arriving first to collect the pollen,  
**playing the connect-4-flowers board.**



USE A PEN OR PENCIL

*Challenge the adults to beat you at noughts and crosses,  
you'll be unrivalled with your Pitavola skills.*



# OUR ADVENTURE IS COMING TO AN END

Now you've taken this journey and discovered so many things about the Pitavolas, look around you and see if you can find some of the more common species we suggest.



## USE A PEN OR PENCIL

*Note what season you're in and what day it is, to get a better idea of what you might see. Check the box for each butterfly you see.*



**PAPILIO  
MACHAON**



Old World swallowtail



**GONEPTERYX  
RHAMNI**



Common brimstone



**GONEPTERYX  
CLEOPATRA**



Cleopatra



**PIERIS  
BRASSICAE**




Large white



**LYCAENA  
VIRGAUREAE**



Scarce copper



**POLYOMMATUS  
ICARUS**



Common blue





**LASIOMMATA  
MEGERA**



Wall brown



**EREBIA  
NEORIDAS**



Autumn ringlet



**MELANARGIA  
LACHESIS**




Iberian marbled white



**VANESSA  
ATALANTA**



Red admiral



**VANESSA  
CARDUI**



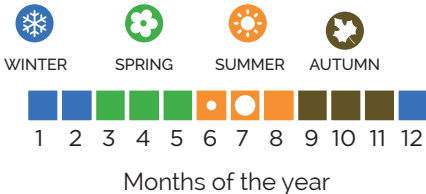
Painted lady



**AGLAIS  
URTICAE**




Small tortoiseshell



○ Less visible      ○ More visible

Large    Medium    Small




\*Photographs: Jordi Jubany - @jordi.papallones

# Drawing Emotions

Make a collaborative drawing among all of you who have come on this route, showing what best describes your experience.

Tip for explorers: it's better to combine everyone's ideas than to pick those of just one person.





# EXPLORER NOTES

A series of horizontal dotted lines for writing notes, spanning most of the page width.




# EXPLORER NOTES

A series of horizontal dotted lines for writing notes.



## to DO AT HOME AS A FAMILY

**Carry on the adventure!** Sign up using the Macarulla form to get your official diploma and more information on the magical trails.



You can also find the form here:  
<https://visitandorra.com/en/macarulla/>



Find more Macarulla Little Magical Trails at [visitandorra.com](https://visitandorra.com)  
or from tourist information offices in Andorra.



#macarullandorra  
@andorraworld



In collaboration with:



RRP €1 (IGI tax included)  
With your help we'll use less paper and become more sustainable.